

# 2008 Annual Report



## **From the Executive Director:**

“Praise be to the God and Father of our Lord Jesus Christ, who has blessed us in the heavenly realms with every spiritual blessing in Christ.” Eph 1:3

God has continued His faithful provision during 2008 as Mission Indy continues to:

### ***Equip Christians to Serve Others***

Highlights of the year:

#### **Jr. High Journey Conference**

At the end of October Mission Indy was the featured ministry for this convention of about 600 students. Several of past participants came to help us choreograph an exciting workshop for all students and sponsors. It was great exposure and we received about \$1200 in offerings!

#### **College Visits**

Visits were made to Anderson University, Asbury College, Cedarville University, Cincinnati Christian University, Franklin College, Indiana University, Lincoln Christian College, Johnson Bible School, Milligan College, Moody Bible Institute, Purdue University, and Trinity International University - to recruit summer staff.

#### **Incredible Summer Staff**

We believe that the work we do with the college-age Summer Staff is perhaps the most important work we do! We are able to get to know and work with these students for 10 weeks, and so the relationships we build and the impact we can have on them is far greater than what happens during a week-long program. We were blessed to know and work with this group and we pray God's blessings on them.

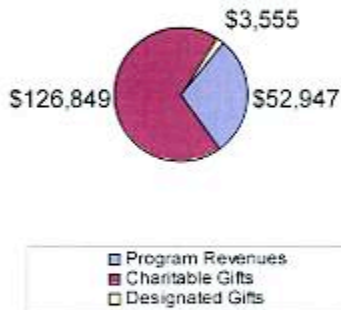


Left to-right / Back to Front

Hillary Johnson – Johnson Bible College  
Natalie Replogle – Indiana University  
Stephanie Phillips – Manchester College (Coordinator)  
Joey Cari – Anderson University  
Adam Knust – Milligan College  
Brian Walker - Cincinnati  
Betsye Reid – Greenville College  
Laura Lovern – Anderson University

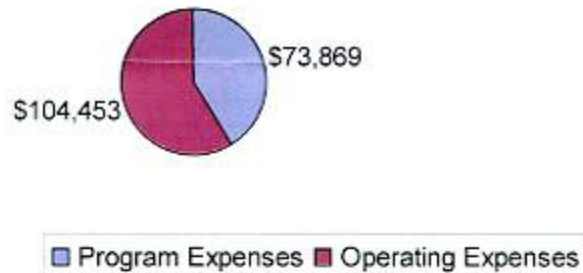
# A Look at 2008: Financial Highlights

**2008 Income Chart**



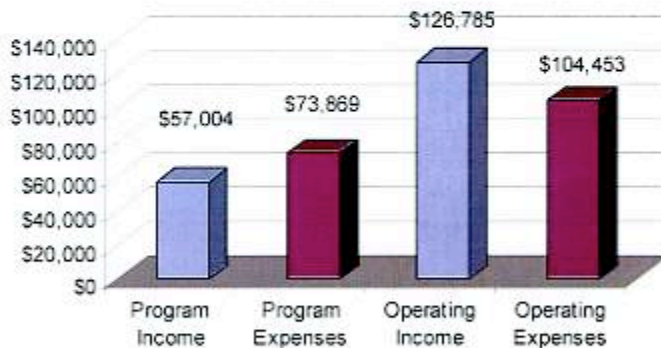
**Total Income \$183,853**

**2008 Expense Chart**



**Total Expenses \$178,322**

**Income vs. Expenses**



**December 31 Balance Sheet**

Cash Assets	\$ 18,999
Fixed Assets*	\$ 53,297
Depreciation	\$ (31,646)
<b>Total Assets</b>	<b>\$ 40,651</b>
* Shower Trailer	
Current Liabilities	\$ 4,126
L.T. Liabilities	\$ 0
Fund Balance	\$ 32,194
Net Income	\$ 4,331
<b>Total Liabilities &amp; Capital</b>	<b>\$ 40,651</b>